



# ILUX INDUSTRIES

Manufacturers of : LED Lights | Flame proof led lights | Solar Street Light | Solar Panel solar pump | Lightning Arrestor  
H.O.: 127, Ashapura Complex, Near Telephone exchange, GIDC Char rasta, Vapi -396 191  
E-mail : [ilux.hind@gmail.com](mailto:ilux.hind@gmail.com)  
Website : [www.ledilux.in](http://www.ledilux.in)  
Mobile : +91 9328164725, +91 9825480831, +91 9510276725






FLOOD LIGH AND HIGHMAST LIGHT MARINE TYPE





STREET LIGHT MARINE TYPE



SOLAR PRODUCTS

HIGHBAY LIGHT:		MODEL	50W~150W		
		ILUX-HBM-50W ILUX-HB-60W	<u>50w</u> <u>60W</u>	<ul style="list-style-type: none"> <li>● Luminaire Efficiency:87%</li> <li>● Lumen Efficacy: 167 lm/W</li> </ul>	<ul style="list-style-type: none"> <li>● Optical Efficiency:96%</li> <li>● Glare free lighting.</li> </ul>
		ILUX-HB-80W ILUX-HB-100W	<u>80W</u> <u>100W</u>	<ul style="list-style-type: none"> <li>● Luminaire Efficiency:91%</li> <li>● Lumen Efficacy: 160 lm/W</li> </ul>	<ul style="list-style-type: none"> <li>● Multiple light spreading angles available.</li> <li>● IP Protection:IP65</li> <li>● Lower Junction temperature.</li> </ul>
		ILUX-HB-120W ILUX-HB-150W	<u>120W</u> <u>150W</u>	<ul style="list-style-type: none"> <li>● Luminaire Efficiency:91%</li> <li>● Lumen Efficacy: 150 lm/W</li> </ul>	<ul style="list-style-type: none"> <li>● Energy Saving upto 70%</li> </ul>

HIGHBAY LIGHT	MODEL	200W~300W
	ILUX-HB-200W	<p><u>200W</u></p> <ul style="list-style-type: none"> <li>● Luminaire Efficiency:87%</li> <li>● Lumen Efficacy: 150 lm/W</li> </ul>
	ILUX-HB-240W ILUX-HB-300W	<p><u>240W</u> <u>300W</u></p> <ul style="list-style-type: none"> <li>● Luminaire Efficiency:91%</li> <li>● Lumen Efficacy:150 lm/W</li> </ul>

- Optical Efficiency:96%




- Glare free lighting.

- Multiple light spreading angles available.

- IP Protection:IP65

- Lower Junction temperature.

- Energy Saving upto 70%

STREET LIGHT:SMD	MODEL	12W ~ 150W
	ILUX-SLSM-12W ILUX-SLSM-15W ILUX-SLSM-20W	<div style="display: flex; justify-content: space-between;"> <div style="width: 30%;"> <p><u>12W</u></p> <p><u>15W</u></p> <p><u>20W</u></p> </div> <div style="width: 40%;"> <ul style="list-style-type: none"> <li>● Luminaire Efficiency:84%</li> <li>● Lumen Efficacy:160 lm/W</li> </ul> </div> <div style="width: 30%;"> <ul style="list-style-type: none"> <li>● Optical Efficiency:96%</li> <li>● Glare free lighting.</li> <li>● Multiple light spreading angles available.</li> </ul> </div> </div>
	ILUX-SLSM-24W ILUX-SLSM-30W ILUX-SLSM-40W	<div style="display: flex; justify-content: space-between;"> <div style="width: 30%;"> <p><u>24W</u></p> <p><u>30W</u></p> <p><u>40W</u></p> </div> <div style="width: 40%;"> <ul style="list-style-type: none"> <li>● Luminaire Efficiency:84%</li> <li>● Lumen Efficacy:160 lm/W</li> </ul> </div> <div style="width: 30%;"> <ul style="list-style-type: none"> <li>● IP Protection:IP65</li> <li>● Lower Junction temperature.</li> <li>● Energy Saving upto 70%</li> </ul> </div> </div>
	ILUX-SLSM-50W ILUX-SLSM-60W ILUX-SLSM-80W	<div style="display: flex; justify-content: space-between;"> <div style="width: 30%;"> <p><u>50W</u></p> <p><u>60W</u></p> <p><u>80W</u></p> </div> <div style="width: 40%;"> <ul style="list-style-type: none"> <li>● Luminaire Efficiency:91%</li> <li>● Lumen Efficacy:160 lm/W</li> </ul> </div> </div>



ILUX-SLSM-100W  
ILUX-SLSM-150W

100W  
150W

- Luminaire Efficiency:87%
- Lumen Efficacy: 150 lm/W

**LEAF STREET LIGHT: COB**

**MODEL**

**40W ~ 240W**



ILUX-SL-40W  
ILUX-SL-50W

40W  
50W

- Luminaire Efficiency:90%
- Lumen Efficacy: 160 lm/W

- Optical Efficiency:96%
- Glare free lighting.





ILUX-SL-60W  
ILUX-SL-80W  
ILUX-SL-100W

60W  
80W  
100W

- Luminaire Efficiency:91%
- Lumen Efficacy:160 lm/W,

- Multiple light spreading angles available.
- IP Protection:IP65
- Lower Junction temperature.

		ILUX-SL-120W ILUX-SL-150W	<u>120W</u> <u>150W</u>	<ul style="list-style-type: none"> <li>● Luminaire Efficiency:91%</li> <li>● Lumen Efficacy:150 lm/W</li> </ul>	<ul style="list-style-type: none"> <li>● Energy Saving upto 70%</li> </ul>
		ILUX-SL-200W ILUX-SL-240W	<u>200W</u> <u>240W</u>	<ul style="list-style-type: none"> <li>● Luminaire Efficiency:93%</li> <li>● Lumen Efficacy:154 lm/W</li> </ul>	
<b>LED TUBE LIGHT</b>					
		<b>MODEL</b>	<b>9W ~ 24W</b>		
		ILUX-T8-9W	<u>9W</u>	<ul style="list-style-type: none"> <li>● Luminaire Efficiency:87%</li> <li>● Lumen Efficacy:167 lm/W</li> </ul>	<ul style="list-style-type: none"> <li>● Optical Efficiency:96%</li> <li>● Glare free lighting.</li> </ul>





ILUX-T8-18W

18W

- Luminaire Efficiency:91%
- Lumen Efficacy:157 lm/W

- Multiple light spreading angles available.

- IP Protection:IP65



ILUX-T8-20W

20W

- Luminaire Efficiency:91%
- Lumen Efficacy:160 lm/W

- Lower Junction temperature.





- Energy Saving upto 70%









ILUX-T8-24W



24W


- Luminaire Efficiency:94%
- Lumen Efficacy:154 lm/W

FLOOD LIGHT INDUSTRIAL		MODEL	40W ~ 240W		
		ILUX-FL-40W ILUX-FL-50W	<u>40W</u> <u>50W</u>	<ul style="list-style-type: none"> <li>● Luminaire Efficiency:90%</li> <li>● Lumen Efficacy: 160lm/W</li> </ul>	<ul style="list-style-type: none"> <li>● Optical Efficiency:96%</li> <li>● Glare free lighting.</li> </ul>
		ILUX-FL-60W ILUX-FL-80W	<u>60W</u> <u>80W</u>	<ul style="list-style-type: none"> <li>● Luminaire Efficiency:91%</li> <li>● Lumen Efficacy:160 lm/W</li> </ul>	<ul style="list-style-type: none"> <li>● Multiple light spreading angles available.</li> <li>● IP Protection:IP65</li> </ul>
		ILUX-FL-100W ILUX-FL-120W ILUX-FL-150W	<u>100W</u> <u>120W</u> <u>150W</u>	<ul style="list-style-type: none"> <li>● Luminaire Efficiency:93%</li> <li>● Lumen Efficacy:155 lm/W</li> </ul>	<ul style="list-style-type: none"> <li>● Lower Junction temperature.</li> <li>● Energy Saving upto 70%</li> </ul>
		ILUX-FL-200W ILUX-FL-240W	<u>200W</u> <u>240W</u>	<ul style="list-style-type: none"> <li>● Luminaire Efficiency:93%</li> <li>● Lumen Efficacy:155 lm/W</li> </ul>	

WEATHER PROOF WELL GLASS		MODEL	30W ~ 70W		
		ILUX-WPW-20W	<u>20W</u>	<ul style="list-style-type: none"> <li>● Luminaire Efficiency:84%</li> <li>● Lumen Efficacy:160 lm/W</li> </ul>	<ul style="list-style-type: none"> <li>● Optical Efficiency:96%</li> <li>● Glare free lighting.</li> </ul>
		ILUX-WPW-30W	<u>30W</u>	<ul style="list-style-type: none"> <li>● Luminaire Efficiency:84%</li> <li>● Lumen Efficacy:160 lm/W</li> </ul>	<ul style="list-style-type: none"> <li>● Multiple light spreading angles available.</li> <li>● IP Protection:IP65</li> </ul>
		ILUX-WPW-40W	<u>40W</u>	<ul style="list-style-type: none"> <li>● Luminaire Efficiency:84%</li> <li>● Lumen Efficacy:160 lm/W</li> </ul>	<ul style="list-style-type: none"> <li>● Lower Junction temperature.</li> <li>● Energy Saving upto 70%</li> </ul>
		ILUX-WPW-50W	<u>50W</u>	<ul style="list-style-type: none"> <li>● Luminaire Efficiency:84%</li> <li>● Lumen Efficacy:160 lm/W</li> </ul>	

WEATHER PROOF WELL GLASS		MODEL		60W ~ 70W
	ILUX-WPW-60W	<u>60W</u>	<ul style="list-style-type: none"> <li>● Luminaire Efficiency:84%</li> <li>● Lumen Efficacy:160 lm/W</li> </ul>	<p>Optical Efficiency:96%</p> <ul style="list-style-type: none"> <li>● Glare free lighting.</li> </ul>
	ILUX-WPW-70W	<u>70W</u>	<ul style="list-style-type: none"> <li>● Luminaire Efficiency:84%</li> <li>● Lumen Efficacy:160 lm/W</li> </ul>	<ul style="list-style-type: none"> <li>● Multiple light spreading angles available.</li> <li>● IP Protection:IP65</li> <li>● Lower Junction temperature.</li> <li>● Energy Saving upto 70%</li> </ul>

PANEL LIGHT	MODEL	18W ~ 48W	
	ILUX-PL-18W ILUX-PL-24W	<u>18W</u> <u>24W</u>	<ul style="list-style-type: none"> <li>● Luminaire Efficiency:84%</li> <li>● Lumen Efficacy:160 lm/W</li> </ul>
	ILUX-PL-36W ILUX-PL-48W	<u>36W</u> <u>48W</u>	<ul style="list-style-type: none"> <li>● Luminaire Efficiency:84%</li> <li>● Lumen Efficacy:160 lm/W</li> <li>● Optical Efficiency:96%</li> <li>● Glare free lighting.</li> <li>● Multiple light spreading angles available.</li> <li>● IP Protection:IP65</li> <li>● Lower Junction temperature.</li> <li>● Energy Saving upto 70%</li> </ul>

SOLAR STREET LIGHT	MODEL	12W ~ 120W
	ILUX-SLR-12W ILUX-SLR-15W	<p> <u>12W</u>  <u>15W</u> </p> <p>           Solar panel : High Efficiency Poly and Monocrystalline Silicon)            Battery Type: Lithium battery            Solar Charge controller : MPPT            SMD : CITIZEN, CREE, OSARAM, PHILIPS, LUMILED, BRIDGELUX            Luminaire Efficiency: 91%            Lumen Efficacy: 160 lm/w         </p> <ul style="list-style-type: none"> <li>• Colour temperature (+/-500K) 6000K</li> <li>• Colour Rendering Index(CRI) ≥70</li> <li>• Beam Angle ≥120</li> <li>• IP Protection:IP65</li> <li>• Optical Efficiency: 96%</li> </ul>



ILUX-SLR-20W  
ILUX-SLR-25W  
ILUX-SLR-30W

20W  
25W  
30W

Solar panel : High Efficiency Poly and Monocrystalline Silicon)  
Battery Type: Lithium battery  
Solar Charge controller : MPPT  
SMD : CITIZEN, CREE, OSARAM, PHILIPS, LUMILED, BRIDGELUX  
Luminaire Efficiency: 91%  
Lumen Efficacy: 160 lm/w  
• Colour temperature (+/-500K) 6000K  
• Colour Rendering Index(CRI)  $\geq 70$   
• Beam Angle  $\geq 120$   
• IP Protection:IP65  
• Optical Efficiency: 96%  
• Frequency : 50 Hz $\pm$ 2 Hz



ILUX-SLR-40W  
ILUX-SLR-50W

40W  
50W

Solar panel : High Efficiency Poly and Monocrystalline Silicon)  
Battery Type: Lithium battery  
Solar Charge controller : MPPT  
SMD : CITIZEN, CREE, OSARAM, PHILIPS, LUMILED, BRIDGELUX  
Luminaire Efficiency: 91%  
Lumen Efficacy: 160 lm/w  
• Colour temperature (+/-500K) 6000K  
• Colour Rendering Index(CRI)  $\geq 70$   
• Beam Angle  $\geq 120$



ILUX-SLR-70W  
ILUX-SLR-80W

60W  
80W

Solar panel : High Efficiency Poly and Monocrystalline Silicon)  
 Battery Type: Lithium battery  
 Solar Charge controller : MPPT  
 SMD : CITIZEN, CREE, OSARAM, PHILIPS, LUMILED, BRIDGELUX  
 Luminaire Efficiency: 91%  
 Lumen Efficacy: 160 lm/w  
 • Colour temperature (+/-500K) 6000K  
 • Colour Rendering Index(CRI) ≥70  
 • Beam Angle ≥120  
 • IP Protection:IP65  
 • Optical Efficiency: 96%  
 • Frequency : 50 Hz+/-2 Hz



ILUX-SLR-100W  
ILUX-SLR-120W

100W  
120W



Solar panel : High Efficiency Poly and Monocrystalline Silicon)  
 Battery Type: Lithium battery  
 Solar Charge controller : MPPT  
 SMD : CITIZEN, CREE, OSARAM, PHILIPS, LUMILED, BRIDGELUX  
 Luminaire Efficiency: 91%  
 Lumen Efficacy: 160 lm/w  
 • Colour temperature (+/-500K) 6000K  
 • Colour Rendering Index(CRI) ≥70  
 • Beam Angle ≥120  
 • IP Protection:IP65

**FLOOD LIGHT HEAVY DUTY**





**MODEL**

**50W ~ 200W**









		ILUX-HFL-40W ILUX-HFL-50W ILUX-HFL-60W	<u>40W</u> <u>50W</u> <u>60W</u>	<ul style="list-style-type: none"> <li>● Luminaire Efficiency:91%</li> <li>● Lumen Efficacy:160 lm/W</li> </ul>	<ul style="list-style-type: none"> <li>● Optical Efficiency:96%</li> <li>● Glare free lighting.</li> </ul>
		ILUX-HFL-80W ILUX-HFL-90W ILUX-HFL-100W	<u>80W</u> <u>90W</u> <u>100W</u>	<ul style="list-style-type: none"> <li>● Luminaire Efficiency:91%</li> <li>● Lumen Efficacy:160 lm/W</li> </ul>	<ul style="list-style-type: none"> <li>● Multiple light spreading angles available.</li> <li>● IP Protection:IP65</li> </ul>
		ILUX-HFL-150W ILUX-HFL-200W	<u>150W</u> <u>200W</u>	<ul style="list-style-type: none"> <li>● Luminaire Efficiency:91%</li> <li>● Lumen Efficacy:160 lm/W</li> </ul>	<ul style="list-style-type: none"> <li>● Lower Junction temperature.</li> <li>● Energy Saving upto 70%</li> </ul>
		ILUX-HFL-250W	<u>250W</u>	<ul style="list-style-type: none"> <li>● Luminaire Efficiency:94%</li> <li>● Lumen Efficacy:160 lm/W</li> </ul>	



HIGH MAST HEAVY DUTY	MODEL		250W ~ 600W
	ILUX-HMFI-300W ILUX-HMFI-400W	<u>300W</u> <u>400W</u>	<ul style="list-style-type: none"> <li>• Luminaire Efficiency:94%</li> <li>• Lumen Efficacy:150 lm/W</li> <li>• Optical Efficiency:96%</li> <li>• Glare free lighting.</li> <li>• Multiple light spreading angles available.</li> <li>• IP Protection:IP65</li> <li>• Lower Junction temperature</li> <li>• Energy Saving upto 70%</li> </ul>
	ILUX-HMFL-500W	<u>500W</u>	<ul style="list-style-type: none"> <li>• Luminaire Efficiency:94%</li> <li>• Lumen Efficacy:150 lm/W</li> <li>• IP Protection:IP65</li> <li>• Lower Junction temperature</li> <li>• Energy Saving upto 70%</li> </ul>
	ILUX-HMFL-600W	600W	<ul style="list-style-type: none"> <li>• Luminaire Efficiency:94%</li> <li>• Lumen Efficacy:150 lm/W</li> </ul>
FLP WELL GLASS	MODEL		15W ~ 90W

		ILUX-FLPWL-30W ILUX-FLPWL-40W	<u>30W</u> <u>40W</u>	<ul style="list-style-type: none"> <li>● Luminaire Efficiency:91%</li> <li>● Lumen Efficacy:160 lm/W</li> </ul>	<ul style="list-style-type: none"> <li>● Optical Efficiency:96%</li> <li>● Glare free lighting.</li> <li>● Multiple light spreading angles available.</li> </ul>
		ILUX-FLPWL-50W	<u>50W</u>	<ul style="list-style-type: none"> <li>● Luminaire Efficiency:91%</li> <li>● Lumen Efficacy:160 lm/W</li> </ul>	<ul style="list-style-type: none"> <li>● IP Protection:IP65</li> <li>● Lower Junction temperature.</li> <li>● Energy Saving upto 70%</li> </ul>
		ILUX-FLPWL-60W	<u>60W</u>	<ul style="list-style-type: none"> <li>● Luminaire Efficiency:91%</li> <li>● Lumen Efficacy:160 lm/W</li> </ul>	
<b>FLAME PROOF BULK HEAD</b>		<b>MODEL</b>		<b>30W ~ 100W</b>	
		ILUX-FLPBH-30W	<u>30W</u>	<ul style="list-style-type: none"> <li>● Luminaire Efficiency:91%</li> <li>● Lumen Efficacy:160 lm/W</li> </ul>	<ul style="list-style-type: none"> <li>● Optical Efficiency:96%</li> <li>● Glare free lighting.</li> <li>● Multiple light</li> </ul>

		ILUX-FLPBH-50W	<u>50W</u>	<ul style="list-style-type: none"> <li>● Luminaire Efficiency:91%</li> <li>● Lumen Efficacy:160 lm/W</li> </ul>	<ul style="list-style-type: none"> <li>● spreading angles available.</li> <li>● IP Protection:IP65</li> <li>● Lower Junction temperature.</li> </ul>
		ILUX-FLPBH-100W	<u>100W</u>	<ul style="list-style-type: none"> <li>● Luminaire Efficiency:91%</li> <li>● Lumen Efficacy:160 lm/W</li> </ul>	<ul style="list-style-type: none"> <li>● Energy Saving upto 70%</li> </ul>
<b>Clean Room Lights</b> <div style="text-align: right;"><b>15W ~ 60W</b></div>					
		ILUX-CR-30W	<u>30W</u>	<ul style="list-style-type: none"> <li>● Luminaire Efficiency:91%</li> <li>● Lumen Efficacy:160 lm/W</li> </ul>	<ul style="list-style-type: none"> <li>● Optical Efficiency:96%</li> <li>● Glare free lighting.</li> <li>● Multiple light spreading angles available.</li> </ul>

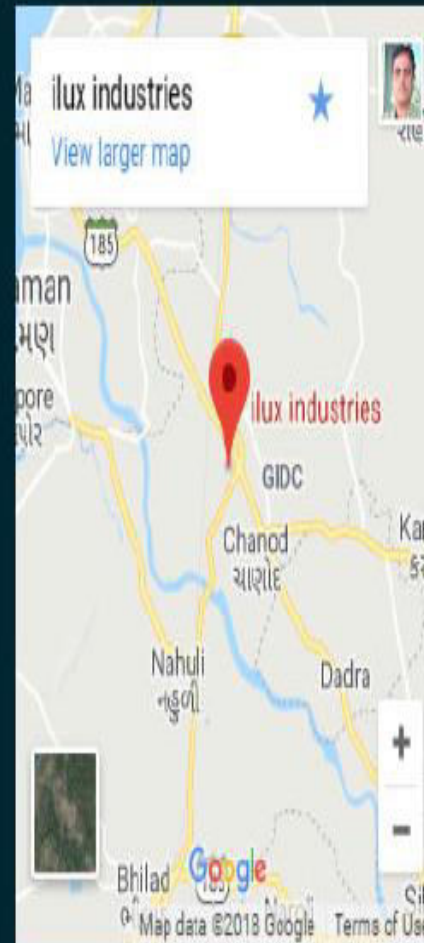
		ILUX-CR-50W	<u>50W</u>	<ul style="list-style-type: none"> <li>● Luminaire Efficiency:91%</li> <li>● Lumen Efficacy:160 lm/W</li> </ul>	<ul style="list-style-type: none"> <li>● IP Protection:IP65</li> <li>● Lower Junction temperature.</li> <li>● Energy Saving upto 70%</li> </ul>
		ILUX-CR-100W	<u>100W</u>	<ul style="list-style-type: none"> <li>● Luminaire Efficiency:91%</li> <li>● Lumen Efficacy:160 lm/W</li> </ul>	
<b>FLAME PROOF FLOOD LIGHT</b>		<b>MODEL</b>	<b>70W ~ 200W</b>		
		ILUX-FLPFL-70W ILUX-FLPFL-80W	<u>70W</u> <u>80W</u>	<ul style="list-style-type: none"> <li>● Luminaire Efficiency:91%</li> <li>● Lumen Efficacy:160 lm/W</li> </ul>	<ul style="list-style-type: none"> <li>● Optical Efficiency:96%</li> <li>● Glare free lighting.</li> </ul>

		ILUX-FLPFL-90W ILUX-FLPFL-120W	<u>90W</u> <u>120W</u>	<ul style="list-style-type: none"> <li>● Luminaire Efficiency:91%</li> <li>● Lumen Efficacy:160 lm/W</li> </ul>	<ul style="list-style-type: none"> <li>● Multiple light spreading angles available.</li> <li>● IP Protection:IP65</li> </ul>
		ILUX-FLPFL-150W ILUX-FLPFL-200W	<u>150W</u> <u>200W</u>	<ul style="list-style-type: none"> <li>● Luminaire Efficiency:91%</li> <li>● Lumen Efficacy:160 lm/W</li> </ul>	<ul style="list-style-type: none"> <li>● Lower Junction temperature.</li> <li>● Energy Saving upto 70%</li> </ul>
<b>Reactor Vessel Lamp / Hand Lamp</b>		<b>MODEL</b>		<b>15W</b>	
					

		ILUX-FLPRV-15W	<u>15W</u>	<ul style="list-style-type: none"> <li>● Luminaire Efficiency:84%</li> <li>● Lumen Efficacy:170 lm/W</li> </ul>	<ul style="list-style-type: none"> <li>● Multiple light spreading angles available.</li> </ul>
		ILUX-FLPRV-15W	<u>15W</u>	<ul style="list-style-type: none"> <li>● Luminaire Efficiency:84%</li> <li>● Lumen Efficacy:170 lm/W</li> </ul>	<ul style="list-style-type: none"> <li>● IP Protection:IP65</li> <li>● Lower Junction temperature.</li> <li>● Energy Saving upto 70%</li> </ul>

Ilux Industries founded in 2012, is a professionally managed high power & superior quality Solar LED Street Light Manufacturer, Supplier, Wholesaler/Distributor, Importer & Exporter offering innovative as well as professional lighting solutions. In 2012, Ilux Industries built a brand new factory area with automation production lines to ensure larger and faster production capacity.

- Home
- Enquiry
- About Us
- Contact Us
- Products



Address: 127, Ashapura Complex,  
Near Telephone Exchange,  
GIDC Char Rasta, Vapi,  
Gujarat, 396 191.

Mobile:  +91 93281 64725

 +91 98254 80831

 +91 95102 76725

Phone:  (0260) 2430127